



Virtus Four Point Mortice Lock

The Schlage Virtus Four Point mortice lock is a reliable locking solution for residential aluminium or timber doors. Proudly designed and developed in New Zealand, the Schlage Virtus four point lock is a secure solution, offering a locking latch and deadbolt with 13mm and 22mm throw, without the requirement for lock adjustment. Top and bottom shootbolts improve weather seal and door performance while high strength stainless steel internal components provide improved security and extended life, achieving S8 (Security) and D8 (durability) ratings in accordance with AS4145:2008.2. The Schlage Virtus lock is compatible with standard fixed cam euro cylinders.



Features

- Provides four points of locking: latch, deadbolt, and top/bottom shootbolts
- Deadbolt can be used in 13 or 22mm throw configurations without needing adjustment
- Deadbolt returns from both 13mm and 22mm states with one turn of the cylinder
- 30mm, 40mm, and 60mm backset options
- Easily orientate the latch to fit right hand or left handed doors
- Adjustable latch projection helps to accommodate larger door gaps
- Shootbolts are activated by rotating lever upwards
- Compatible with standard Euro cylinders
- Employs the same door preparation as the Schlage Virtus Two Point lock

Warranties

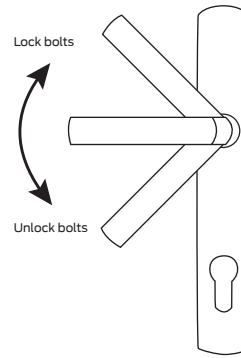
Mechanical	10 years
Finish	allegion.co.nz/finisheswarranty

Specification guide

Door type	Aluminium
Door thickness	Minimum 40mm (max dependent upon furniture fixings and spindle length)
Door height	2.6m with standard rod kit, 3.6m with extension kit
Backset	30mm, 40mm or 60mm
Spindle size	8mm
Lock case material	Zinc die-cast
Forend	Stainless steel, square edged
Cylinder*	Suits fixed cam Euro profile cylinders, available seperately
Lever furniture	Can be used with Schlage 1000 Series long plate furniture
Strike	For aluminium frame strikes, refer to frame manufacturer
Product codes	30mm backset: 4PT-30S 40mm backset: 4PT-40S 60mm backset: 4PT-60S Four point lock rod kit: 4PT-RK25 1m extension kit for 4PT-RK25: 4PT-RKEX

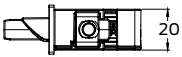
*Refer to Allegion price guide for compatible euro cylinder range

Handle operation

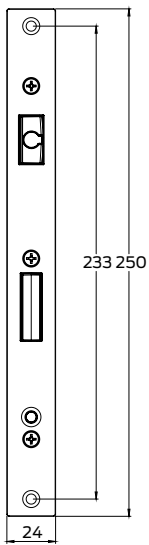


1. To lock door – turn key towards edge of door to lock latch and engage deadbolt.
2. To unlock door – turn key away from edge of door to unlock latch and disengage deadbolt.
3. To throw bolts – rotate handle upwards to engage vertical bolts. Turn key to lock bolts, latch and deadbolt.
4. To retract bolts – turn key to unlock bolts, latch and deadbolt

Top view

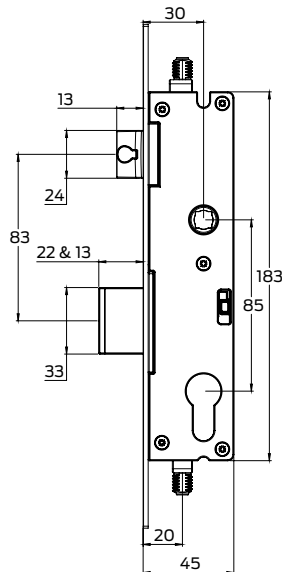


End view



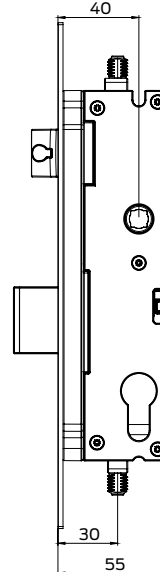
Side view

30mm backset



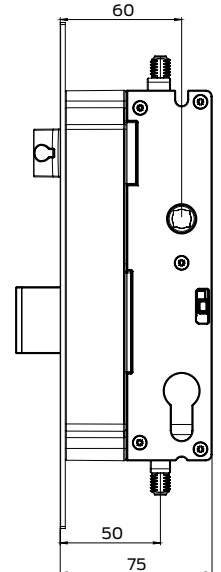
Side view

40mm backset

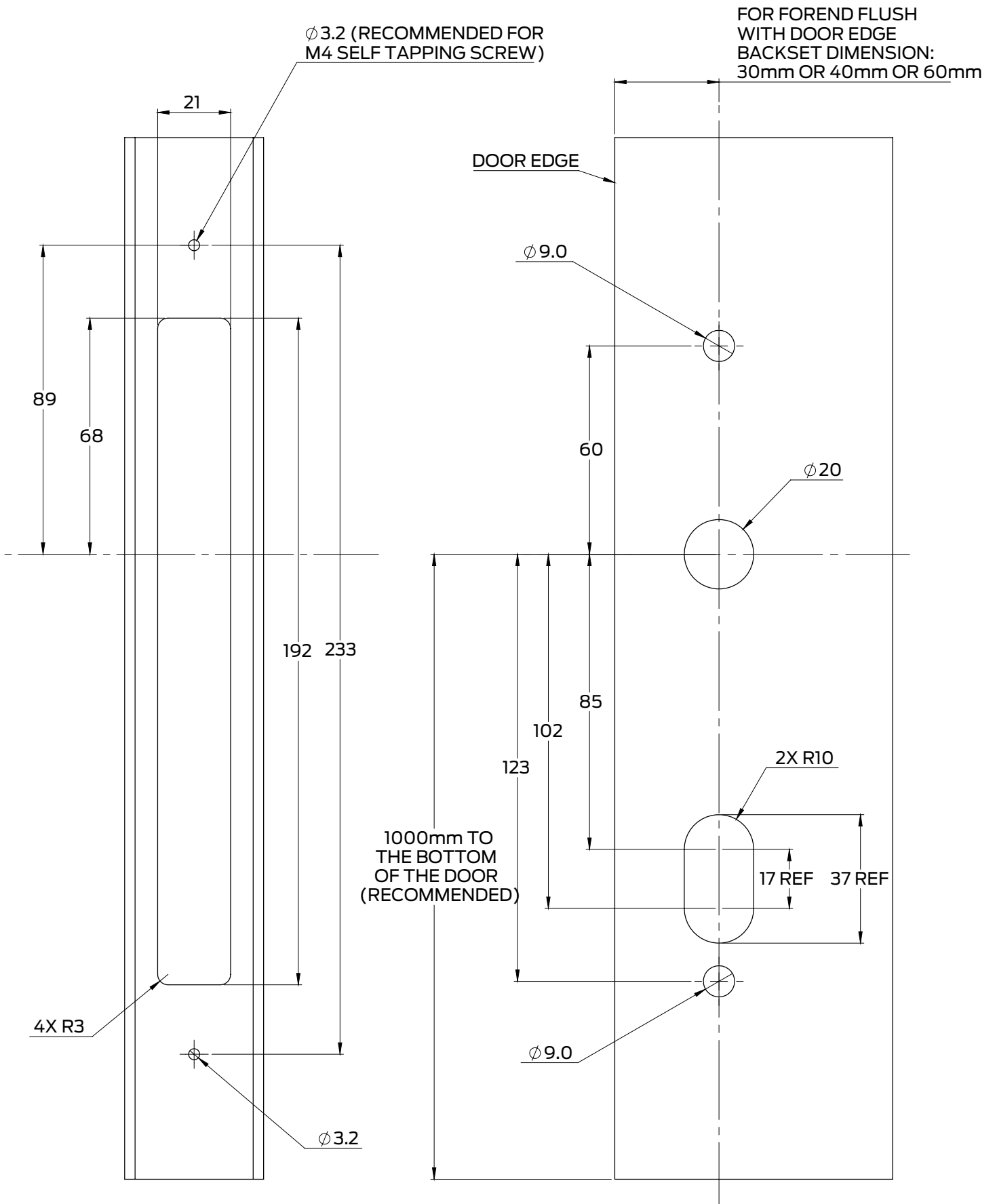


Side view

60mm backset



Door preparation details



Drawings shown are not to scale.
 Technical scale drawings available on request.